

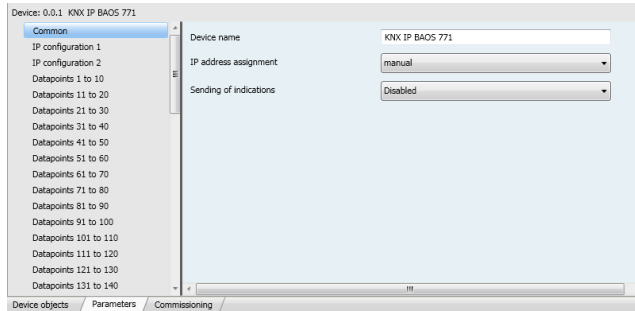
## KNX IP BAOS 771 database

### Operating manual

#### ETS Database

With the ETS, following parameters can be set:

#### General:



#### Device name:

It's possible to assign any name for the KNX IP BAOS 771. The device name should be significant (e.g. Data points 1<sup>st</sup> floor), because the name is used when searching for devices.

#### IP-Address assignment:

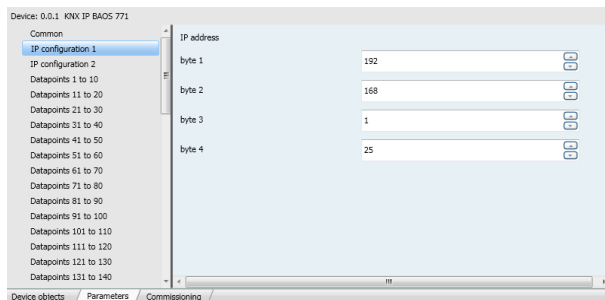
**DHCP:** The device can get its IP-address from a DHCP-server automatically. There must be a DHCP-server in the LAN in order to use this functionality (e.g. this can be a DSL-router with a DHCP-server integrated).

**Manually:** In this case, the IP-address, the subnetwork and the IP-address of the gateway have to be entered.

#### Sending of Indications:

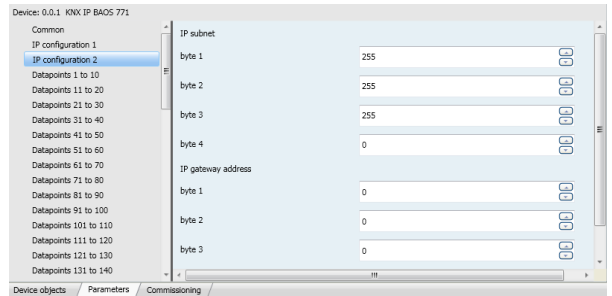
When this parameter is activated a client will receive asynchronous datapoint value indications.

#### IP-Configuration:



#### IP-Address:

Enter the IP-Address of the KNX IP BAOS 771 here.



#### IP-Subnetwork:

Enter the subnetwork mask here. The mask helps the device to discover, whether the communication partner is the local network. If the partner is not in the local network, then the device sends the IP telegrams not directly to the partner but to the gateway, which forwards the telegrams to the device.

#### IP-Gateway-Address:

Enter the IP-Address of the gateway here.

Hint: Leave 0.0.0.0 there, if the KNX IP BAOS 771 ought to be used only in the local LAN.

#### Example for IP-Address assignment:

Over a PC the KNX IP BAOS 771 shall be accessed.

IP-Address of the PC: 192.168.1.30

Subnetwork of the PC: 255.255.255.0

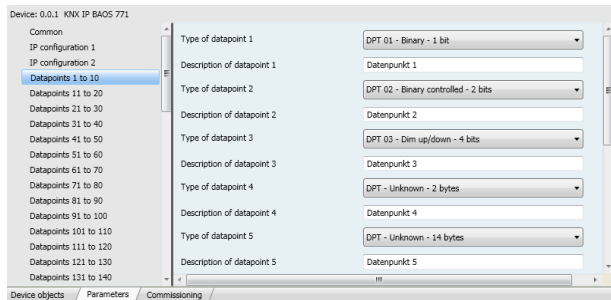
The KNX IP BAOS 771 is located in the same local LAN therefore it uses the same subnetwork mask. Because of the used subnetwork the IP-address assignment is limited, only addresses with format 192.168.1.xx can be assigned the device, xx stands for the range 1-255 (without 30, because already assigned to PC). Be careful not to use one IP-address more than once.

IP-address KNX IP BAOS: 192.168.1.31

Subnetwork KNX IP BAOS : 255.255.255.0

**Data points:**

Up to 250 data points can be parameterized. Each data point gets a group address, in order to send to the bus. More than one group address can be set for one object for receiving.



Datapoint Type:

For each Datapoint the associated type (DPT) can be set. The following data points types are available:

- DPT 1 (1 Bit, Boolean)
- DPT 2 (2 Bit, Control)
- DPT 3 (4 Bit, Dimming, Blinds)
- DPT 4 (8 Bit, Character Set)
- DPT 5 (8 Bit, Unsigned Value)
- DPT 6 (8 Bit, Signed Value)
- DPT 7 (2 Byte, Unsigned Value)
- DPT 8 (2 Byte, Signed Value)
- DPT 9 (2 Byte, Float Value)
- DPT 10 (3 Byte, Time)
- DPT 11 (3 Byte, Date)
- DPT 12 (4 Byte, Unsigned Value)
- DPT 13 (4 Byte, Signed Value)
- DPT 14 (4 Byte, Float Value)
- DPT 15 (4 Byte, Access)
- DPT 16 (14 Byte, String)
- DPT 17 (1 Byte, Scene Number)
- DPT 18 (1 Byte, Scene Control)

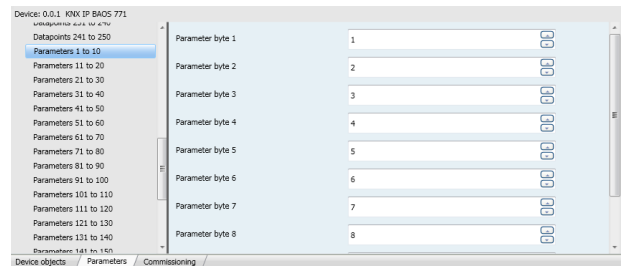
For datapoint types that are not known (or not yet defined) it is possible to explicitly set the datapoint length. The following datapoint lengths are available:

- 1 Bit
- 2 Bit
- 3 Bit
- 4 Bit
- 5 Bit
- 6 Bit
- 7 Bit
- 1 Byte
- 2 Byte
- 3 Byte
- 4 Byte
- 6 Byte
- 8 Byte
- 10 Byte
- 14 Byte

The Datapoint type descriptions can be found in the download area of the KNX Association ([www.knx.org](http://www.knx.org)).

**Parameter:**

The device has bytes available for user-defined parameters which can be accessed via the BAOS protocol.



**Parameter Byte:**

For each of the parameter bytes a value between 0 and 255 can be entered.



Weinzierl Engineering GmbH  
 DE-84508 Burgkirchen  
 E-Mail: [info@weinzierl.de](mailto:info@weinzierl.de)  
 Web: [www.weinzierl.de](http://www.weinzierl.de)